

Clinical Effect of Low Carbohydrate Diet (LCD): Case Report

Hiroshi Bando^{1*}, Koji Ebe², Tetsuo Muneta³, Masahiro Bando⁴ and Yoshikazu Yonei⁵

¹Medical Research, Tokushima University, Tokushima, Japan

²Takao Hospital, Kyoto, Japan

³Muneta Maternity Clinic, Chiba, Japan

⁴Department of Nutrition and Metabolism, Institute of Biomedical Sciences, Tokushima University Graduate School, Tokushima, Japan

⁵Anti-Aging Medical Research Center, Graduate School of Life and Medical Sciences, Doshisha University, Kyoto, Japan

Abstract

Background: The discussion concerning calorie restriction (CR) and low carbohydrate diet (LCD) has been continued for long years. As to LCD, we have reported lots of experience and research for glucose variability and ketone bodies.

Subjects and methods: Three cases with type 2 diabetes mellitus (T2DM) were on LCD and studied. Methods included 3 patterns of LCD meal which are super, standard and petit LCD, with including carbohydrate ratio 12%, 26% and 40%, respectively. Case 1 (61, M) showed hyperglycemia about 150 mg/dL to 300 mg/dL in daily profile with 12.5% in HbA1c. Starting super LCD therapy, the glucose profile decreased to less than 150 mg/dL and HbA1c decreased to 6.7% in 3 months. Case 2 (53, M) revealed HbA1c 8.3%, weight 110 kg and body mass index 34.5. By super LCD, his weight was decreased 17 kg in 5 months, with normalized HbA1c and elevated serum 3-hydroxybutyric acid (3-OHBA). Case 3 (72, M) had always extremely elevated fasting triglyceride for 5 years. Starting petit LCD for 2 years, triglyceride and weight were decreased moderately. Successively, changing to standard LCD for 1 year, weight was decreased 6 kg, and triglyceride was normalized.

Discussion and conclusion: Each case suggests the characteristic beneficial effect of LCD. From our clinical experience and research, super LCD method, which is one of the very low-carbohydrate ketogenic diet (VLCKD), has evident efficacy of weight reduction. Super-LCD is characterized by strictly limitation for carbohydrate. Standard-LCD and petit-LCD method can be useful and applicable in response to the status of the patients. Thus, LCD treatment have beneficial effects for patients with various status.

Keywords: Low carbohydrate diet; Calorie restriction; Type 2 diabetes mellitus; Hypertriglyceridemia; Hyperglycemia; Weight reduction; Petit-low carbohydrate diet (petit-LCD); Standard-low carbohydrate diet (standard-LCD); Super-low carbohydrate diet (super-LCD); 3-hydroxybutyric acid (3-OHBA)

Abbreviation: LCD: Low-Carbohydrate Diet; CR: Calorie Restriction; T2DM: Type 2 Diabetes Mellitus; VLCKD: Very Low-Carbohydrate Ketogenic Diet

Introduction

The discussion about Calorie Restriction (CR) and low carbohydrate diet (LCD) has been continued for long years. There has been evidence of the effect of LCD in several studies [1-7]. In Japan, the author and co-workers firstly reported LCD and developed the usefulness of LCD with thousands of patients with type 2 diabetes mellitus (T2DM) [8,9]. We also reported the clinical significance of ketone body in the axis of pregnant mother-fetus-newborn [10].

In this study, 3 cases with significant effect and specific characteristic through LCD treatment are shown, with the discussion of efficacy for LCD.

Methods and Case Report

Each case with T2DM was treated with LCD for several months, and revealed specific and significant effect. Three cases with type 2 diabetes mellitus (T2DM) were on LCD and studied. Methods included 3 patterns of LCD meal which are super, standard and petit LCD, with including carbohydrate ratio 12%, 26% and 40%, respectively [8].

Case 1

61-year-old man with past history of T2DM had no treatment for

more than 1 year. On first contact, he showed hyperglycemia about 150 mg/dL to 300 mg/dL in daily profile, with 12.5% of HbA1c. We advised him to start super LCD, and glucose profile decreased to less than 150 mg/dL with decreased HbA1c from 12.5% to 6.7% in 3 months (Figure 1).

Case 2

53-year-old man visited our clinic with HbA1c 8.3%, body weight 110 kg and body mass index 34.5. After starting super LCD, he continued successfully with elevated serum 3-hydroxybutyric acid (3OHBA). After that, his HbA1c level was normalized and body weight was decreased 17 kg in 5 months (Figure 2).

Case 3

72-year-old man had always extremely elevated triglyceride level for 5 years, even if blood sampling was perfectly after 13 hours night fasting. He started light petit LCD for 2 years, and triglyceride decreased moderately and body weight decreased 2 kg. After that, he started standard LCD for 1 year, then his body weight was decreased 6kg, triglyceride was normalized and HDL was elevated (Figure 3).

***Corresponding author:** Hiroshi Bando, Medical Research, Tokushima University, Tokushima, Japan, Tel: +819031872485; E-mail: pianomed@bronze.ocn.ne.jp

Received: May 26, 2017; **Accepted:** June 07, 2017; **Published:** June 10, 2017

Citation: Bando H, Ebe K, Muneta T, Bando M, Yonei Y (2017) Clinical Effect of Low Carbohydrate Diet (LCD): Case Report. Diabetes Case Rep 2: 124. doi: 10.4172/2572-5629.1000124

Copyright: © 2017 Bando H, et al. This is an open-access article distributed under the terms of the Creative Commons Attribution License, which permits unrestricted use, distribution, and reproduction in any medium, provided the original author and source are credited.

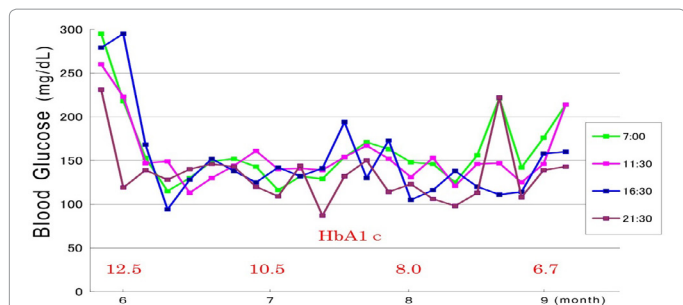


Figure 1: Clinical course of case 1 (61 yrs. Male) starting super-LCD, glucose profile decreased to less than 150 mg/dL and HbA1c decreased from 12.5% to 6.7% in 3 months.

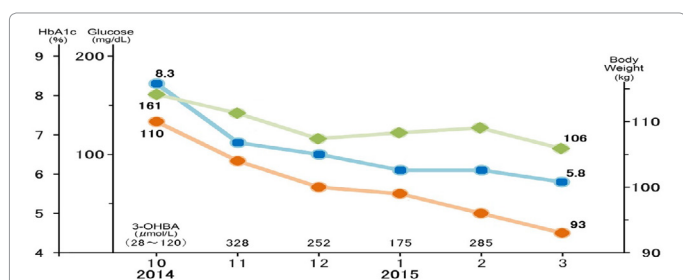


Figure 2: Clinical course of case 2 (53 yrs. Male) by continuing super-LCD, body weight decreased 17 kg in 5 months, with persistent elevation of serum 3-OHBA.

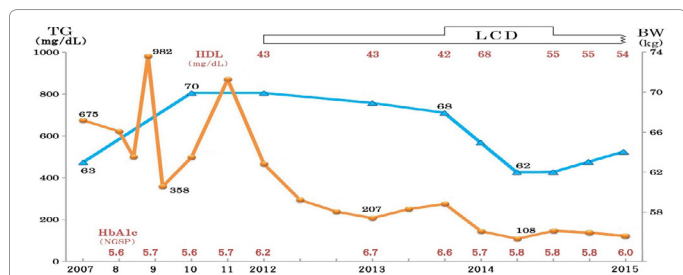


Figure 3: Clinical course of case 3 (72 yrs. Male) Petit LCD resulted in decreased triglyceride, and standard LCD resulted in moderate weight reduction and normalized triglyceride.

Discussion

This case report describes the clinical presentation of 3 cases, in which each progress had shown characteristic beneficial point of LCD.

In our previous study, we reported clinical experience for LCD with 2699 cases [9,11]. Weight reduction of more than 10% was observed in 25.6% of subjects, and more than 2.5% was observed in 78.8% of subjects, indicating the efficacy of LCD.

We had continued nutritional LCD movement in Japan for years medically and socially with 3 patterns of LCD as follows [8]: 1) super LCD: strictly limited in 3 meals, 2) standard LCD: limited in 2 meals a day, 3) petit LCD: limited in 1 meal a day, which include carbohydrate ratio in 12%, 26% and 40%, respectively.

Feinman and Bernstein classified nutrition diet into several categories: 1) Very low-carbohydrate ketogenic diet (VLCKD): Carbohydrate, 20 g/d to 50 g/d or <10% of the 2000 kcal/d diet, 2) Low-carbohydrate diet: <130 g/d or <26% total energy, 3) Moderate-Carbohydrate Diet: 26% to 45%, 4) High-Carbohydrate diet: >45% to 201%) [12].

Super LCD is one of VLCKD, which contains 12% of carbohydrate, and 42 g of carbohydrate intake with 168 kcal, when the total calorie is standard 1400 kcal a day. Continuing super LCD usually results in elevated ketone bodies and significant weight reduction [9,11,12]. Continuing ketogenic diet seems to be necessary to obtain enough weight reduction [13,14].

The changes of triglyceride and weight in case 3 would be the efficacy of LCD for hypertriglyceridemia in petit and standard LCD, which should be informed broadly in the future.

Conclusion

LCD is useful for treatment for T2DM and for weight reduction. For clinical practice, it is helpful to select the adequate method in 3 degrees of LCD, which are petit, standard and super LCD. The elevation of ketone body is always observed during super LCD (VLCKD), and is characteristic phenomenon for beneficial effect of LCD.

Acknowledgement

The content of this article was presented at the 89th and 90th Scientific Meeting of Japan Endocrine Society (JES) Annual Congress, Kyoto, 2016 and 2017.

The authors would like to thank the patients and staff for their cooperation and support.

Conflicts of Interest

The authors declare that they have no conflicts of interest.

References

- Bernstein RK (2011) Dr. Bernstein's Diabetes solution: The complete guide to achieving normal blood sugars. Little, Brown USA, New York.
- Westman EC, Vernon MC (2008) Has carbohydrate-restriction been forgotten as a treatment for diabetes mellitus? A perspective on the ACCORD study design. *Nutr Metab (Lond)* 5: 10.
- Shai I, Schwarzfuchs D, Henkin Y, Shahar DR, Witkow S, et al. (2008) Weight loss with a low-carbohydrate, mediterranean, or low-fat diet. *N Engl J Med* 359: 229-241.
- Accurso A, Bernstein RK, Dahlqvist A, Draznin B, Feinman RD, et al. (2008) Dietary carbohydrate restriction in type 2 diabetes mellitus and metabolic syndrome: Time for a critical appraisal. *Nutr Metab (Lond)* 5: 9.
- Schwarzfuchs D, Golan R, Shai I (2012) Four-year follow-up after two-year dietary interventions. *N Engl J Med* 367: 1373-1374.
- Atallah R, Filion KB, Wakil SM, Genest J, Joseph L, et al. (2014) Long-term effects of 4 popular diets on weight loss and cardiovascular risk factors: A systematic review of randomized controlled trials. *Circ Cardiovasc Qual Outcomes* 7: 815-827.
- Mansoor N, Vinknes KJ, Veierød MB, Retterstøl K (2016) Effects of low-carbohydrate diets v. low-fat diets on body weight and cardiovascular risk factors: A meta-analysis of randomised controlled trials. *Br J Nutr* 115: 466-479.
- Ebe K, Ebe Y, Yokota S (2004) Low carbohydrate diet (LCD) treated for three cases as diabetic diet therapy. *Kyoto Medical Association Journal* 51: 125-129.
- Bando H, Ebe K, Nakamura T, Bando M, Yonei Y (2016) Low Carbohydrate Diet (LCD): Long and short-term effects and hyperketonemia. *Glycative Stress Research* 3: 193-204.
- Muneta T, Kawaguchi E, Nagai Y, Matsumoto M, Ebe K, et al. (2016) Ketone body elevation in placenta, umbilical cord, newborn and mother in normal delivery. *Glycative Stress Research* 3: 133-140.
- Bando H, Ebe K, Muneta T, Bando M, Yonei Y (2017) Effect of low carbohydrate diet on type 2 diabetic patients and usefulness of M-value. *Diabetes Res* 3: 9-16.
- Feinman RD, Pogozelski WK, Astrup A, Bernstein RK, Fine EJ, et al. (2015) Dietary carbohydrate restriction as the first approach in diabetes management: Critical review and evidence base. *Nutrition* 31: 1-13.

13. Hussain TA, Mathew TC, Dashti AA, Asfar S, Al-Zaid N (2012) Effect of low-calorie versus low-carbohydrate ketogenic diet in type 2 diabetes. *Nutrition* 28: 1016-1021.
14. Saslow LR, Kim S, Daubenmier JJ, Moskowitz JT, Phinney SD, et al. (2014) A randomized pilot trial of a moderate carbohydrate diet compared to a very low carbohydrate diet in overweight or obese individuals with type 2 diabetes mellitus or prediabetes. *PLoS ONE* 9: e91027.

Citation: Bando H, Ebe K, Muneta T, Bando M, Yonei Y (2017) Clinical Effect of Low Carbohydrate Diet (LCD): Case Report. Diabetes Case Rep 2: 124. doi: [10.4172/2572-5629.1000124](https://doi.org/10.4172/2572-5629.1000124)

OMICS International: Open Access Publication Benefits & Features

Unique features:

- Increased global visibility of articles through worldwide distribution and indexing
- Showcasing recent research output in a timely and updated manner
- Special issues on the current trends of scientific research

Special features:

- 700+ Open Access Journals
- 50,000+ editorial team
- Rapid review process
- Quality and quick editorial, review and publication processing
- Indexing at major indexing services
- Sharing Option: Social Networking Enabled
- Authors, Reviewers and Editors rewarded with online Scientific Credits
- Better discount for your subsequent articles

Submit your manuscript at: <http://www.omicsonline.org/submission/>