

GSM Based E-Notice Board: With Software Interfacing Using ASM Tools

Sachin M Dandage*

Department of Computer Science and Engineering, PLITMS, Buldana, Maharashtra, India

Abstract

Sending SMS through telephone has turned out to be exceptionally broad and on the off chance that we can utilize this SMS to control gadgets and in indicating information. It is conceivable to get or interpret the SMS all around by utilizing GSM, by the any piece of System. We can control and show information on LCD board. In this anticipate we are going to clarifies how a dependable and a true remote correspondence could be effectively settled between a cell telephone and microcontroller utilizing GSM MODEM. This thought will clarifies GSM based e-notice board which can be broadly utilized for numerous of uses including instructive segment, movement control, banks, and open promotions and so on. Moreover we can learn and in addition adjust a portion of the basic uses of GSM MODEM according to the prerequisites and requirements of the clients. Here we will attempt to know the equipment behind the photo.

Keywords: SMS; GSM e-notice; Microcontroller; Telephone

Introduction

This thought is a remote notification board with a GSM modem at the recipients wrap up. So if the client needs to show any message, he can send the data by SMS [1] and in this way overhaul the LCD show thusly. As specialist's primary point is to make life basic with help of learning, this is one stage to rearrange constant taking note.

GSM a computerized portable telephony framework, which is globally gotten to by more than 212 nations and domains. Worldwide framework for portable correspondence is totally enhanced for full duplex voice telephony. At first created for the substitution of original (1G) innovation, now GSM is accessible with heaps of remarkable elements with the consistent up degree of third era (3G) innovation. What's more, now with the organization together of microcontroller, GSM MODEM could be further perfectly customized for some of exceptionally creative applications including GSM based DC engine controller, GSM based home security framework, GSM based robot control, GSM based voting machine control, GSM based stepper engine coordinator and so on. Fundamental Function of GSM Based E-Notice Board [2]:

- Sending message from any of the remote range to the inaccessible found e-notice board utilizing GSM versatile.
- For sending the instant message from remote region we have to interface the cellular telephone with GSM Modem.
- For building up some of GSM based applications we need a few hall peripherals including GSM MODEM, SIM, microcontroller, LCD (Liquid gem show), power supply furthermore some associating wires.

Analysis of GSM Base Electronic Notice Board

Presently a-days declaration is going advanced. The enormous shops and the strip malls use advanced shows now. Additionally, in trains and transports the data like stage number, ticket data is shown in advanced loads up. Individuals are presently adjusted to the possibility of the world readily available. The utilization cellular telephones have expanded definitely over years. Control and declaration has gotten to be vital in all the parts of the world (Figure 1).

This gave us the thought to utilize cellular telephones to get message and afterward show it on an electronic board. The GSM innovation is utilized. GSM remains for Global System for Mobile Communication. Because of this universal meandering ability of GSM, we can send message to beneficiary from any part of the world. It is has the framework for SMS Short Message Service. This thought is a remote

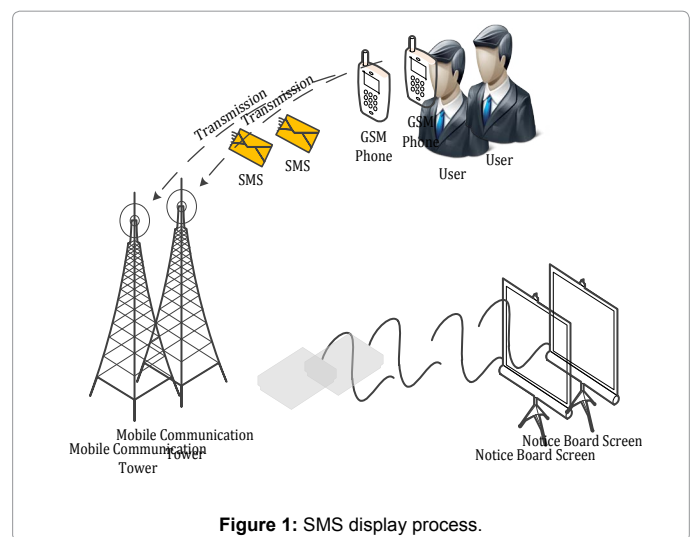


Figure 1: SMS display process.

notification board with a GSM modem at the recipients end. So if the client needs to show any message, he can send the data by SMS and in this manner upgrade the LCD show as needs be [3].

SIM (subscriber identity module)

SIM is a chip-on little card comprising of client's data and in addition telephone directory. Client can modify the administrator on the same handset according to convenience. At present double SIM beneficiaries are additionally accessible in the business sector where we can utilize two administrators on the same handset. The SIM is embedded in a space accessible on the GSM Modem (Figure 2).

Activating a SIM card: Since the greater part of a client's information is attached to the SIM card, just it should be enacted when

*Corresponding author: Sachin M Dandage, Department of Computer Science and Engineering, PLITMS, Buldana, Maharashtra, India, Tel: 09921394713; E-mail: dandage.Sachin@gmail.com

Received January 12, 2017; Accepted January 17, 2017; Published January 23, 2017

Citation: Dandage SM (2017) GSM Based E-Notice Board: With Software Interfacing Using ASM Tools. J Inform Tech Softw Eng 7: 194. doi: [10.4172/2165-7866.1000194](https://doi.org/10.4172/2165-7866.1000194)

Copyright: © 2017 Dandage SM, et al. This is an open-access article distributed under the terms of the Creative Commons Attribution License, which permits unrestricted use, distribution, and reproduction in any medium, provided the original author and source are credited.



Figure 2: SIM card.

the individual opens a record with a phone administration supplier (additionally called a bearer). Every card has a one of a kind number imprinted on the chip, which the bearer needs to enact it. By and large, the telephone's proprietor can go either to the bearer's site and arrive this number in the reasonable instrument or call the administration supplier specifically from another telephone to get it contorted on. SIM cards are fixing to a specific bearer and must be utilized with an administration arrangement from that transporter.

SIM cards sizes: SIM cards are made in three distinctive sizes to quarter diverse gadgets. Most telephones use smaller than normal SIM or miniaturized scale SIM cards, which are entirely little - the scaled down is 25 mm by 15 mm (0.98 in by 0.59), and the small scale is 15 mm by 12 mm (0.59 in by 0.47 in). Full-sized cards are much bigger, 85.6 mm by 53.98 mm (3.37 in by 2.13 in), and are too huge for generally telephones. All cards are just 0.76 mm (0.03 in) thick, in any case, and the microchip contacts are in the same arrangement. This implies, with the best possible connector, the littler cards can be utilized as a part of gadgets proposed for bigger ones.

GSM modem

A GSM modem is a specific kind of modem which acknowledges a SIM card, and works over a membership to a versatile administrator, much the same as a cellular telephone. From the versatile administrator point of view, a GSM modem looks simply like a cellular telephone. At the point when a GSM modem is associated with a PC, this permits the PC to utilize the GSM modem to convey over the portable system. While these GSM modems are most every now and again used to give versatile web network, huge numbers of them can likewise be utilized for sending and getting SMS and MMS messages. Notwithstanding the standard AT guidelines, GSM modems bolster a developed arrangement of AT orders. These reached out AT orders are characterized in the GSM measures. With the reached out AT summons, you can do things like:

1. Reading, written work and erasing SMS messages
2. Sending SMS messages
3. Monitoring the sign quality
4. Monitoring the charging status and charge level of the battery

5. Reading, written work and seeking telephone directory passages
6. SIM Phonebook administration
7. Fixed Dialing Number (FDN)
8. Real time clock

The quantity of SMS messages that can be prepared by a GSM modem for every moment is low i.e., just around six to ten SMS messages for each moment (Figure 3).

Methodology of e-notice board: A Universal Asynchronous Receiver/Source is a bit of PC equipment that deciphers information amongst parallel and serial structures. UARTs are normally utilized as a part of unification with correspondence principles, for example, EIA, RS-232, RS-422 or RS-485. The all inclusive assignment shows that the information organization and transmission velocities are configurable. The electric flagging levels and techniques, (for e.g., differential flagging and so forth) are taken care of by a driver circuit outside to the UART [4].

A UART is typically an individual incorporated circuit utilized for serial correspondences over a PC or fringe gadget serial port. UARTs are presently normally incorporated into microcontrollers. A double UART, or DUART, joins two UARTs into a solitary chip. Numerous cutting edge ICs now accompany a UART that can likewise convey synchronously; these gadgets are called Universal Synchronous/Asynchronous Receiver/Transmitter (USART).

A UART normally contains the accompanying segments:

- Clock Generator, various of the bit rate to permit examining in center of a bit period
- Input and Output Shift Registers
- Transmit/Receive Control
- Read/Write Control Logic
- Transmit/Receive Buffers (discretionary)
- Parallel Data Bus Buffer (discretionary)
- First-in, first-out (FIFO) Buffer Memory (optional)

Transmitting and receiving serial data: The Universal Asynchronous Receiver/Transmitter (UART) takes bytes of information and transmits the individual bits in a successive manner. At the destination, a second UART re-amasses the bits into complete bytes. Each UART contains a movement register, which is the basic technique for change amongst serial and parallel structures. Serial transmission




Figure 3: GSM 300 modem.

of computerized data (bits) through a solitary wire or other medium is less unreasonable than parallel transmission through numerous wires.

The UART ordinarily does not specifically produce or get the outside signs utilized between various things of hardware. Separate interface gadgets are utilized to change over the rationale level signs of the UART to and from the outside flagging levels. Outside signs might be of a wide range of structures. Case of norms for voltage flagging are RS-232, RS-422 and RS-485 from the EIA. Verifiably, current (in current circles) was utilized as a part of broadcast circuits. Some flagging plans don't utilize electrical wires. Case of such are optical fiber, IrDA (infrared), and (remote) Bluetooth in its Serial Port Profile (SPP). Some flagging plans use balance of a bearer signal (with or without wires). Cases are adjustment of sound signs with telephone line modems, RF tweak with information radios, and the DC-LIN for electrical cable correspondence. Correspondence might be simplex (in one bearing just, with no procurement for the getting gadget to send data back to the transmitting gadget), full duplex (both gadgets send and get in the meantime) or half duplex (gadgets alternate transmitting and accepting).

Receiving data: All operations of the UART equipment are controlled by a clock sign which keeps running at a various of the information rate, commonly 8 times the bit rate. The recipient tests the condition of the approaching sign on every clock beat, searching for the start of the begin bit. In the event that the obvious begin bit keeps going no less than one-portion of the bit time, it is legitimate and flags the begin of another character. If not, it is viewed as a spurious heartbeat and is overlooked. Subsequent to holding up a further piece time, the condition of the line is again tested and the subsequent level timed into a movement register. After the required number of bit periods for the character length (5 to 8 bits, normally) have slipped by, the substance of the movement register are made accessible (in parallel style) to the accepting framework. The UART will set a banner showing new information is accessible, and may likewise create a processor hinder to demand that the host processor exchanges they got information [5].

Conveying UARTs ordinarily have no mutual planning framework separated from the correspondence signal. Commonly, UARTs resynchronize their inside tickers on every change of the information line that is not viewed as a spurious heartbeat. Acquiring timing data in this way, they dependably get when the transmitter is sending at a somewhat distinctive pace than it ought to. Shortsighted UARTs don't do this, rather they resynchronize on the falling edge of the begin bit just, and afterward read the focal point of each normal information bit, and this framework works if the telecast information rate is sufficiently exact to permit the stop bits to be inspected dependably.

It is a standard component for a UART to store the latest character while accepting the following. This "twofold buffering" gives an accepting PC a whole character transmission time to get a got character. Numerous UARTs have a little first-in, first-out FIFO support memory between the collector shift register and the host framework interface. This permits the host processor much more opportunity to handle a hinder from the UART and forestalls loss of got information at high rates.

Transmitting the data: Transmission operation is less difficult since it is under the control of the transmitting framework. When information is stored in the movement register after culmination of the past character, the UART equipment creates a begin bit, moves the required number of information bits out to the line, produces and attaches the equality bit (if utilized), and annexes the stop bits. Since transmission of a solitary character may take quite a while in respect to CPU speeds,

the UART will keep up a banner demonstrating occupied status so that the host framework does not store another character for transmission until the past one has been finished; this may likewise be finished with an interfere. Since full-duplex operation obliges characters to be sent and got in the meantime, UARTs utilize two diverse movement registers for transmitted characters and got characters [6].

Design Approach for E-Notice Board

This is the model for showing sees in schools on electronic notification board by sending messages in type of SMS through versatile; it is a remote transmission framework which has less mistakes and support.

The entire framework is fundamentally isolated into two areas: Transmitting and Receiving. Transmitting segment comprises of only a portable. Any sort of client (SIM Number) can be utilized, as clients are appointed watchword for getting to the framework. Approved clients send the message that they need to show on the notification board to the accepting segment's versatile number and the message will be shown just if the clients have the validation secret word. Accepting segment then again comprises of a GSM modem to get message. Gotten SMS is then extricated by PC with the assistance of a Microsoft Visual Basic .NET Graphical User Interface utilizing AT summons (Figure 4).

Data flow diagram for the e-notice board

This application is design to print the messages on digital [7] board. Here we compare whether the text message is with prefix. If messages are with prefix then these are considered as emergency notices else normal notices. These messages are transmitted and are processed at MODEM for A/D Conversion. Modem is attached to the computer system analyses the binary signal and display notices on e-notice board. Also it examines the old notices and can delete older one (Figure 5).

Open Issues and Future Scope

This innovation could be further changed and more overhauled according to individual need and intrigue. We have talked about some essential thoughts of this innovation. What's more, contingent upon imaginative applications client can overhaul according to necessity.

1. In data innovation, a booth is a little physical structure including a PC and a showcase screen that presentations data for individuals.

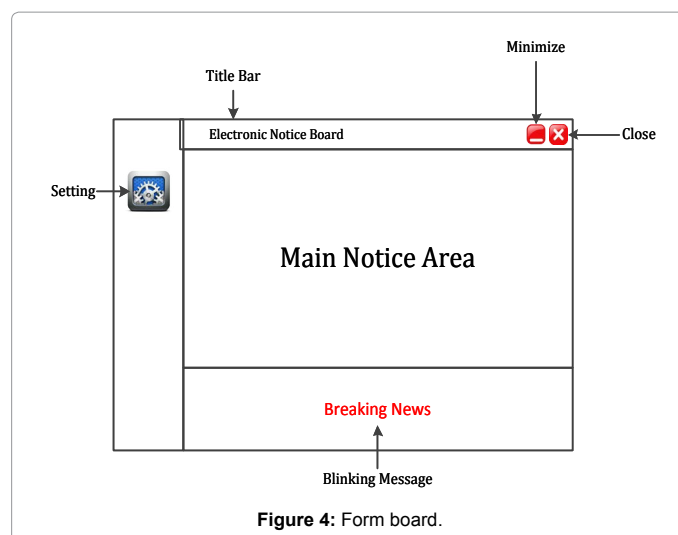
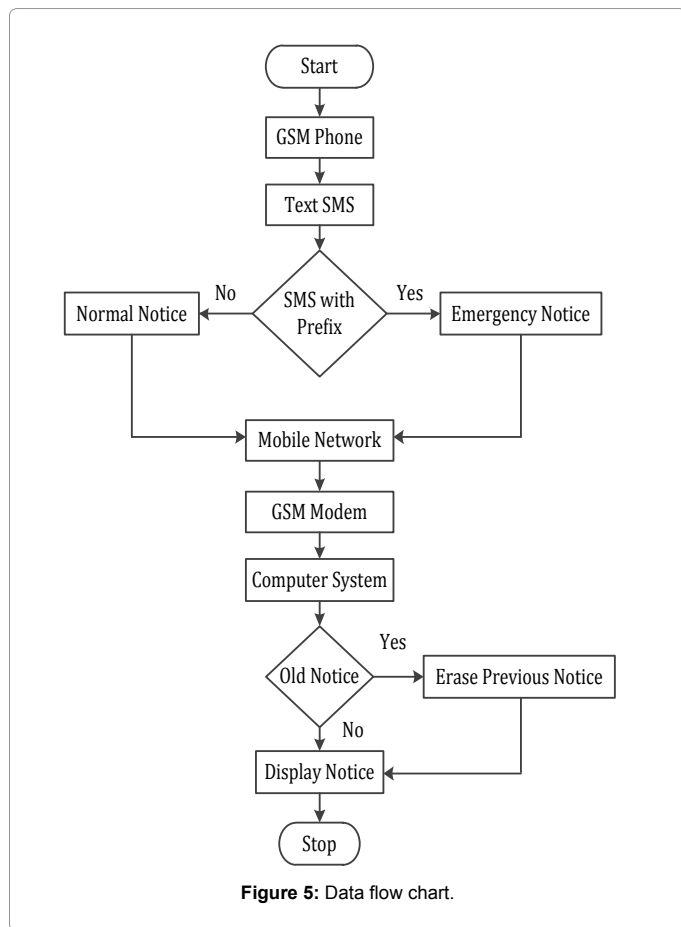


Figure 4: Form board.



2. More modern booths let clients interface and incorporate touch screens, sound and movement video.
3. In future we are attempting to build up a Kiosk for message correspondence so as to show different data on the screen.
4. We will utilize slight customer PC for the same arrangement with Wi-Fi availability alongside GSM network for remote correspondence.
5. A business model ought to have the capacity to show more than one message at once. Right now in our task we are utilizing locally available RAM memory to spare a solitary message. To conquer this deficiency we can interface an EEPROM to spare messages. This not just permits more than one message to be shown at once additionally permits us to recover messages from the EEPROM even after a force disappointment.
6. Alphanumeric LCDs have a constraint on size and additionally no of characters. These can be supplanted with vast LED [8] show sheets which are attractive as well as showcase characters in a moving manner in a steady progression.

Conclusion

By presenting the idea of remote innovation in the field of correspondence we can make our correspondence more productive and speedier, with more noteworthy proficiency we can show the messages and with less blunders and support. This model can be utilized effectively as a part of foundations like chain eateries wherein the request and exceptional rebates can be shown at all branches all the while, in

universities wherein understudies and staffs can be educated at the same time in the blink of an eye. It can be set up at open transport places like railroads, transport station, and airplane terminal furthermore at roadside for movement control and in crisis circumstances, it is cost proficient framework and simple to handle. Inertness required in utilizing of papers as a part of showing of notification is kept away from and the data can be upgraded by the approved persons.

Highlights

1. This thought is an Electronic Notice Board associated with a modem, so that if the client needs to show some messages, The will send the messages in SMS design.
2. The modem in the presentation framework will get the message and upgrade the showcase as indicated by the message.
3. For each message got, the framework will check for the source number and if the source number is right the controller will show the message.
4. Whole screen is partitioned into for the most part two sections, Regular Messages and Breaking News. Additionally gave separate catch to settings.

Application areas

1. Educational institutions and organizations: As of now we depend on setting up papers on notification sheets to illuminate individuals of occasions. This technique can be disposed of by utilizing remote notification loads up to show data continuously.
2. Wrongdoing prevention.
3. Show blocks put on streets will show tips on open security, mischance aversion, data on hoodlums on the run. The board will streak messages, for example, vehicle burglaries as and when they happen.
4. Overseeing traffic: In metropolitan urban areas we as often as possible go over congested roads. One approach to dodge this would be advice individuals heretofore to take backup courses of action. A remote notification board fills well for this need.
5. Notice: In shopping centers we get the opportunity to hear the offers on different items every once in a while. Rather we ceaselessly show the data in regards to the items and related offers on electronic showcase sheets.
6. Railroad station: Rather than reporting the postponement in entry of trains we can show the data.

Significant advantages

1. User friendly: Messages are just to be written on a versatile or PC, which thus are shown remotely on the presentation unit.
2. Eliminates use of printers: Since we don't utilize papers to show data, printers are likewise of no utilization in this framework.
3. Faster means of transferring information: There is no deferral in transmission of data. Messages are shown in a matter of seconds in the wake of writing.
4. Long range: For whatever length of time that we have the required system scope we can send messages from any part of the world.

References

1. Nivetha SR, Pujitha R, Preethi S, Yashvanthini SM (2013) SMS based wireless notice board with monitoring system. International Journal of Advanced

- Electrical and Electronics Engineering 2: 58-62.
2. Baby M, Harini P, Eleena SY, Tejaswi Y, Ramajyothi K, et al. (2013) SMS based wireless e-notice board. International Journal of Emerging Technology & Advanced Engineering 3: 106-110.
 3. Darshankumar CD, Trivedi N, Kasundra A (2011) Wireless notice board. National Conference on Recent Trends in Engineering & Technology.
 4. Kumar P, Bhrdwaj V, Pal K, Rathor NS, Mishra A (2012) GSM based e-Notice Board: Wireless communication. International Journal of Soft Computing and Engineering 2: 601-605.
 5. Rich E, Knight K, Nair SB (1991) Artificial intelligence. Mc Graw Hill, New York.
 6. Clark AP, Harun R (1986) Assessment of Kalman-filter channel estimators for an HF radio link. IEE Proceedings 133: 513-521.
 7. Bernard Sklar (2001) Digital communications: Fundamentals and applications. Prentice Hall, USA.
 8. Swiatkowski M, Wozniak K, Olczyk L (2006) Student notice board based on LED matrix system controlled over TCP/IP protocol. Photonics and Microsystems, International Students and Young Scientists Workshop.

Citation: Dandage SM (2017) GSM Based E-Notice Board: With Software Interfacing Using ASM Tools. J Inform Tech Softw Eng 7: 194. doi: [10.4172/2165-7866.1000194](https://doi.org/10.4172/2165-7866.1000194)

OMICS International: Open Access Publication Benefits & Features

Unique features:

- Increased global visibility of articles through worldwide distribution and indexing
- Showcasing recent research output in a timely and updated manner
- Special issues on the current trends of scientific research

Special features:

- 700+ Open Access Journals
- 50,000+ editorial team
- Rapid review process
- Quality and quick editorial, review and publication processing
- Indexing at major indexing services
- Sharing Option: Social Networking Enabled
- Authors, Reviewers and Editors rewarded with online Scientific Credits
- Better discount for your subsequent articles

Submit your manuscript at: <http://www.omicsonline.org/submission>